

Dial in info (toll-free): 1 (888)390-1020  
Or +1(312)-470-7126

Participant Code: 9883056

# Autodesk University 2008 Primer

Lynn Allen  
Autodesk Technical Evangelist

 Autodesk University 2008

## Objectives

- Provide you with a comprehensive overview of the week to make sure you are fully informed
- Share some AU Tips to ensure you have the best experience possible
- Address any AU questions you might have



 Autodesk University 2008

## Before You Go...

### Packing

- Casual to business casual
- Comfortable shoes
- Something warm for evening
- AUGI logo wear for Wednesday (AUGI day)
- Business Cards
- USB Drive

Average temperature for AU timeframe:

- 63° F (19° C) / 41° F (6° C)

Print your schedule (log into registration on the AU website)

Laptops (Wireless Internet access at conference)

Burning Questions



**Get  
plenty of  
rest!**

 Autodesk University 2008

## When You Arrive (Sunday or Monday)

Taxi (about \$20 dollars)

Shuttle buses (about \$6-\$8)

Four hotels (MGM furthest away)

Check into your hotel

- Pick up your bus schedule (MGM only)

Check into AU (Venetian hotel)



 Autodesk University 2008

## AU Hotels



- ① Treasure Island
- ② Venetian
- ③ Mirage Hotel
- ④ MGM Grand

AU Autodesk University 2008

## AU Shuttle Schedule - MGM Grand (from the Hotel Tour Lobby)

Monday, December 1	1:00 pm – 10:00 pm
Tuesday, December 2	6:00 am – 11:00 pm
Wednesday, December 3	6:00 am – 10:00 pm
Thursday, December 4	6:00 am – Midnight
Friday, December 5	6:00 am – 2:00 pm

Shuttle runs approximately every 20 minutes  
 Taxis – take to the **Sands Expo**



AU Autodesk University 2008

## AU Check-in

### Venetian Conference Center – Hall B (Level II)

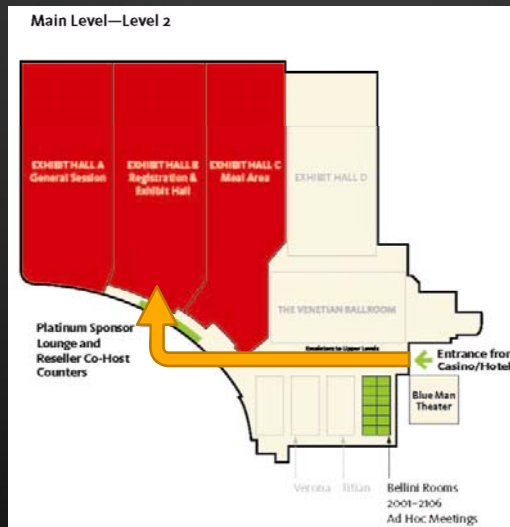
Beat the rush and don't wait until Tuesday morning to check in!  
Check-in - Information Desk Hours

Sunday, Nov 30	4:00 pm – 8:00 pm
Monday, Dec. 1	6:30 am – 10:00 pm
Tuesday, Dec. 2	6:30 am – 10:00 pm
Wednesday, Dec. 3	6:30 am – 9:00 pm
Thursday, Dec. 4	6:30 am – 8:00 pm
Friday, Dec. 5	6:30 am – 12:00 pm

AU Autodesk University 2008

## Main Level – Hall B

### Sands Expo – Registration and General Session



AU Autodesk University 2008

## When You Check In...

- Use the Self Check-in Kiosks
- Go to the counter and get your badge, and AU messenger computer bag (with your AU Show Guide)
- Wear your badge at all times during all AU functions.
- Limited access to AU classrooms on Monday due to other conferences



 Autodesk University 2008

## AU General Session – “Design Innovation”

Carl Bass



Tom Kelley



Jeff Kowalski

 Autodesk University 2008

## Agenda - Tuesday

6:30 a.m. – 8:30 a.m.	Continental Breakfast
8:00 a.m. – 9:45 a.m.	Classes & Hands-On Labs
9:30 a.m. – 10:00 a.m.	Break
10:30 a.m. – 12:00 noon	<b>Welcome/General Session Keynote: “Design Innovation”</b>
12:00 noon – 1:30 p.m.	<b>Networking Lunch - Birds of a Feather</b>
1:00 p.m. – 2:45 p.m.	Classes & Hands-On Labs
1:15 p.m. – 2:45 p.m.	<b>Government Keynote</b>
2:30 p.m. – 3:30 p.m.	Break
3:00 p.m. – 4:30 p.m.	Classes & Hands-On Labs
3:00 p.m. – 4:30 p.m.	<b>Media and Entertainment Keynote</b>
3:15 p.m. – 4:45 p.m.	Classes & Hands-On Labs
5:00 p.m. – 7:00 p.m.	<b>International User Community Meeting/ Technology Main Stage</b>
7:00 p.m. – 10:00 p.m.	<b>Exhibit Hall Grand Opening Reception</b>

## Agenda - Wednesday

6:30 a.m. – 8:30 a.m.	Continental Breakfast
8:00 a.m. – 9:45 a.m.	<b>AEC , Geospatial and Manufacturing Keynotes</b>
8:00 a.m. – 9:45 a.m.	Hands-on Labs
8:00 a.m. – 10:00 a.m.	Exhibit Hall open
9:30 a.m. – 10:30 a.m.	Break
10:00 a.m. – 11:30 a.m.	<b>GeoSpatial Keynote</b>
10:00 a.m. – 11:45 a.m.	Classes & Hands-On Labs
11:30 a.m. – 2:00 p.m.	Exhibit Hall Open
12:00 noon – 1:30 p.m.	Lunch
1:15 p.m. – 2:45 p.m.	<b>General Design Keynote</b>
1:00 p.m. – 2:45 p.m.	Classes & Hands-On Labs
2:30 p.m. – 3:30 p.m.	Break
3:00 p.m. – 4:30 p.m.	<b>Plant Design Keynote</b>
3:00 p.m. – 4:30 p.m.	Classes & Hands-On Labs
3:15 p.m. – 4:45 p.m.	<b>Education Keynote</b>
3:15 p.m. – 4:45 p.m.	Classes & Hands-On Labs
5:00 p.m. – 6:45 p.m.	Hands-On Labs
5:00 p.m. – 6:00 p.m.	<b>AUGI Annual Meeting</b>
6:00 p.m. – 9:00 p.m.	<b>Exhibit Hall Open &amp; AUGI's Annual Beer Bust</b>
7:00 p.m. – 8:30 p.m.	<b>Pecha Kucha/ AU Design Slam</b>

## Agenda - Thursday

6:30 a.m. – 8:30 a.m.	Continental Breakfast
8:00 a.m. – 9:45 a.m.	Classes & Hands-On Labs
9:30 a.m. – 10:30 a.m.	Break
10:00 a.m. – 11:45 a.m.	Classes & Hands-On Labs
11:30 a.m. – 2:00 p.m.	Exhibit Hall Open
11:30 a.m. – 1:30 p.m.	Lunch
1:00 p.m. – 4:45 p.m.	Classes & Hands-On Labs
4:30 p.m. – 5:30 p.m.	Break
5:00 p.m. – 6:45 p.m.	Classes & Hands-On Labs
6:30 p.m. – 11:00 p.m.	<b>AU Party</b>



 Autodesk University 2008

## Agenda - Friday

6:30 a.m. – 8:30 a.m.	Continental Breakfast
8:00 a.m. – 9:45 a.m.	Classes & Hands-On Labs
9:30 a.m. – 10:30 a.m.	Break
10:00 a.m. – 11:45 a.m.	Classes & Hands-On Labs

AU Conference concludes at 12:00 p.m.

*Luggage holding area open from 6:00am to 3:00pm: Conference Center, Level 1  
Shuttle bus to the airport from the Venetian \$5 (cash only)  
Buses run from 6:30 a.m. to 3:00 p.m. – every 20 minutes*



 Autodesk University 2008

## Visit the Exhibit Hall



 Autodesk University 2008

## Visit the Hands-On Discovery Space

Autodesk // LABS\_



Augmented Reality Experiences



Multi-touch Interfaces




Navigating  
Models with  
Hand-held  
Devices

... just inside the front entrance to the Expo Hall. Stop by!

 Autodesk University 2008

## The Certification is Free. The Benefit is Invaluable.



### Free Autodesk Certification during AU!

- Use this chance to get an internationally recognized credential!
- Gain a competitive edge in today's marketplace
- Get listed in our publicly available database of certified professionals

### What to do

- When you register at AU, you receive a voucher that waives the exam fee (worth up to \$125).
- Go to Zeno 4710, present the voucher, take the exam.

### Certification exams are available for:

AutoCAD, AutoCAD Architecture, AutoCAD Civil 3D, Autodesk Inventor and Revit Architecture

**Get Certified. Get Ahead.**


 Autodesk University 2008

## AU is Going Green!


- Biodegradable badge holders and lanyards made from 100% organic cotton
- Messenger bags partially made from recycled Autodesk vinyl banners
- Recycled takeaway containers and utensils
- Conveniently located water dispensers & recycle bins
- Fewer printed materials
- Greater use of recycled paper
- Signage printed on recycled material
- Klean Kanteens (given out in the Sustainability Booth) and Eco-mugs given out to replace single use water bottles



[Visit the Sustainability Booth for more information](#)

 Autodesk University 2008

## Where to Learn About Sustainable Design at AU

- Sustainable by Design booth #115  
Product Demonstrations during Exhibit Hall hours
- Sustainable Design Lounge (by registration)  
Marin Bike giveaway, Vision Wall, Carbon Calculator...
- 20 sustainable design classes, including:  
*Sustainable Design Leadership: A Panel Discussion*  
Thursday, Dec. 4, 10:15 – 11:45am, Palazzo H
- Sustainability Podcast on AU Beat 

© 2008 Autodesk

Autodesk

## International Community /Technology MainStage

Tuesday, December 2 - Palazzo D, Level 5t

5:00 to 5:30 First Annual International Community Meeting

5:30 to 7:00 The Technology Main Stage

- Including: HP, Intel, Microsoft and NVIDIA



 Autodesk University 2008

## AU Design Slam by Cut&Paste



Digital Design Tournament

Live on-stage Industrial Design & Architectural Competitions

- Preliminary Rounds: Wednesday, December 3<sup>rd</sup> @ 7:00 pm
- Final Rounds: Thursday, December 4<sup>th</sup> @ the AU Party

Competitors

- Kohler, Armstrong & White, Brooks Stevens
- Gensler, H3 Architects, Kling Stubbins, Burthill, Gage Clemenceau, Shop

Judges

- Frank Tyneski, Phil Bernstein, Jay Shuster, Lynn Allen, Gray Holland, Bill Kwon, Tatjana Dzambozova, Robert Mooney Marvin Bukyung Kim

 Autodesk University 2008

## AU Party!



 Autodesk University 2008

# AU Party!



AU Autodesk University 2008

## Classroom Procedure

New this year – Session Scanning

If you are registered, your seat is guaranteed

- Green Light: You signed up for this class or there is plenty of space
- Red Light: Not registered or class is full

Handouts will be distributed as you enter class

All Handouts and additional class materials will be posted to AU Online

If you want to attend a class that's full

If class is full, wait 5 min after beginning of class to claim a no-show seat



AU Autodesk University 2008

## AU Session Feedback



Session Feedback moving On-line

Cheat Sheet in Session Guide there to make notes about class

Use computer in survey station – or personal computer to complete

Must get scanned to be able to provide feedback

### BONUS

For each class period, we will do a drawing for one free AU Pass

Your chance to get one of 15 AU 2009 Passes

Provide feedback by 8:00 pm to be entered in that day's drawing

 Autodesk University 2008

## AU Campuses and Lounges

General Design – 3<sup>rd</sup> floor

Manufacturing – 3<sup>rd</sup> floor

Geospatial – 4<sup>th</sup> floor

AEC (which includes Civil) – 4<sup>th</sup> floor

Power Tracks and Design Leadership – 5<sup>th</sup> floor

Plant Design and Government lounge – 5<sup>th</sup> floor



 Autodesk University 2008

## Manufacturing Campus (Jay Tedeschi)



### Smoking hot demos of new technology **AND** Burt Rutan!

Manufacturing Keynote: "Next Generation Design Innovation, Digital Prototyping"  
Wednesday 8:15 – 9:45 a.m. Palazzo A – D, Level 5

### Autodesk Inventor and Industrial Design Power Tracks

A stellar lineup of classes taught by experts, to help you increase your expertise.

### You've Got to See it to Believe it – Customer Showcase

Inspiring customer projects on display in the Lounge and the Exhibit Hall.



 Autodesk University 2008

## Geospatial Campus

### Geospatial Keynote "Digital Cities—A Model of the Future"

Wednesday, December 3, 8:00 – 9:30 a.m.

### Utilities Keynote "Design Matters – Utilities of the Future"

Wednesday, December 3, 10:00 – 11:30 a.m.

### AutoCAD Map 3D and Autodesk MapGuide Interest Group

Wednesday, December 3, 5:00 – 7:00 p.m.

### Geospatial Lounge

Place to meet other GIS, Utility, Government and Communications experts.

### Geospatial Booth in the Exhibit Hall

Booth 400



## AEC Campus (David Walker)



### AEC Keynote Presentation: Autodesk AEC - Out of the Box!

- December 3, 8:00 – 9:30 am, Hall A, Level 2
- Hear how the AEC portfolio is being used by architects, engineers, and construction professionals to successfully re-invent their design processes through BIM.

### The AEC Lounge – Level 4: Re-charge & relax with tips and tricks from AEC software technical experts – product designers, QA specialists, product support, etc.

### AEC BIM Mixer: Monday night, December 1, 7:30 – 9:30 pm

- A fun party and great kick-off to AU for **all** AEC attendees.
- Great chance to talk 1:1 with our AEC technical experts and other AEC professionals.

### Exhibit Hall – AEC Booth:

- Get 1-on-1, hands-on, personal attention about your specific product questions. Presentations daily.

### AEC Usability Center : Zeno Room 4601, Level 4

- Interested in providing your input for future product releases? AEC Product Designers and Researchers will be available to meet with customers at AU and they look forward to hearing your thoughts!



## Media & Entertainment

### Celebrating Visualization, Design and Entertainment

### M&E Keynote and Mixer - Tuesday, Dec. 2, 3:00pm – 4:30pm

#### Palazzo I

- Have a drink on us and Celebrate the best of Design Visualization and Entertainment
  - Bob Berkebile, BNIM Architects & Barry Weiss, Senior VP of Sony Pictures Imageworks
  - M & E Product Technology previews.

### Outstanding Curriculum

- From Pixar to Parsons Brinkerhoff, come and learn design visualization from experts like you
- Over 30 classes for designers, architects and visualization specialists



## General Design Campus

**Keynote:** *AutoCAD Delivers Flexibility*

### EP Industries

“Start to finish, I depend on AutoCAD for design.”

Eddie Paul, General Design Keynote – Wednesday, December 3 at 1:15 p.m. Hall A, Level 2



#### Benefits with AutoCAD:

Working on 40 projects simultaneously

Completing projects faster than the competition

Automating key aspects of production

 Autodesk University 2008

## Education

**The Keynote: “Inspiring Creativity in the Classroom”**

Wednesday 3:15pm – 4:45pm at Lido 3101



**Zhiqiang Wu**  
Tongji University




**Mike Santolupo**  
John Paul II Catholic Secondary

**The Reception: Wednesday 7:30pm – 9:30pm at Dos Caminos**

*Join faculty, students, and the Autodesk Education team for cocktails and appetizers.*

Educators will be wearing **mustard yellow ribbons**. Be sure to say hello to your counterparts and if you get lost- look for the mustard yellow ribbons!

 Autodesk University 2008

## Government

### Government Keynote: Design Innovation in Government

Tuesday, Dec. 2, 1:15pm – 2:45pm

### Government Reception

Wednesday, Dec. 3, 6:00 – 8:00pm – Galileo 1001

### Government Lounge

5<sup>th</sup> Level near Palazzo Ballroom

**Don't forget to visit us at Booth #230!**



 Autodesk University 2008

## The Gensler Program: *The Digital Design Firm*

Wednesday, December 3

**“Digital Design Leadership and Innovation”**, Ken Sanders FAIA  
10:15 – 11:45 a.m.

**“Virtually Global: Managing Distributed Design Teams”** (panel)

**“Bits to Atoms: Digital Design Workflow and Collaboration”**  
(panel)

1:00 – 2:30 p.m.

**“No Size Fits All: Toolkits of Design Innovation”** (panel)

**“Lean and Mean: Integrated Project Delivery”** (panel)

3:00 – 4:30 p.m.

*Innovative AEC projects from the Americas, Europe, Middle East and Asia*



## AU 2008 PowerTracks


A multi-day immersion course  
Focuses on one product or topic  
Lead by AU veterans and Industry Experts

- AutoCAD®
- Building Design
- AutoCAD® Map 3D
- Civil Engineering
- Autodesk Inventor®
- Industrial Design



Get the AU 2008 PowerTrack t-shirt!

 Autodesk University 2008

 Autodesk University

[AU Online Home](#) [Blog](#) [Network](#) [Resources](#) [AU 2008](#)



Joseph Wurcher

AU Online now resides on the AU website

•Use same Username and Password you used to register for event

Handouts, PPTs, and Datasets for all sessions

We will record 400 session – over 700 hours of AU content

Updated AU Online website to go live on December 5<sup>th</sup>

Full access to all content only for AU attendees and Subscription members

[www.autodeskuniversity.com](http://www.autodeskuniversity.com)

 Autodesk University 2008



## Other random things to know...

Special meals – contact any server

Smoking only permitted outside

**AU** Staff is there to help you out! (red vests)



**AU** Autodesk University 2008

## AU Surveys


Complete and turn in survey to get your AU T-shirt

We want to hear what you think!



**AU** Autodesk University 2008

## The Autodesk University Show Guide



 Autodesk University 2008

## Have a Great Autodesk University!



**We look forward to seeing you in a two weeks!**

[lynn.allen@autodesk.com](mailto:lynn.allen@autodesk.com)  
[autodeskuniversity@autodeskevents.com](mailto:autodeskuniversity@autodeskevents.com)

 Autodesk University 2008

**Autodesk®**